

# FENCE CALCULATOR WORKSHEET

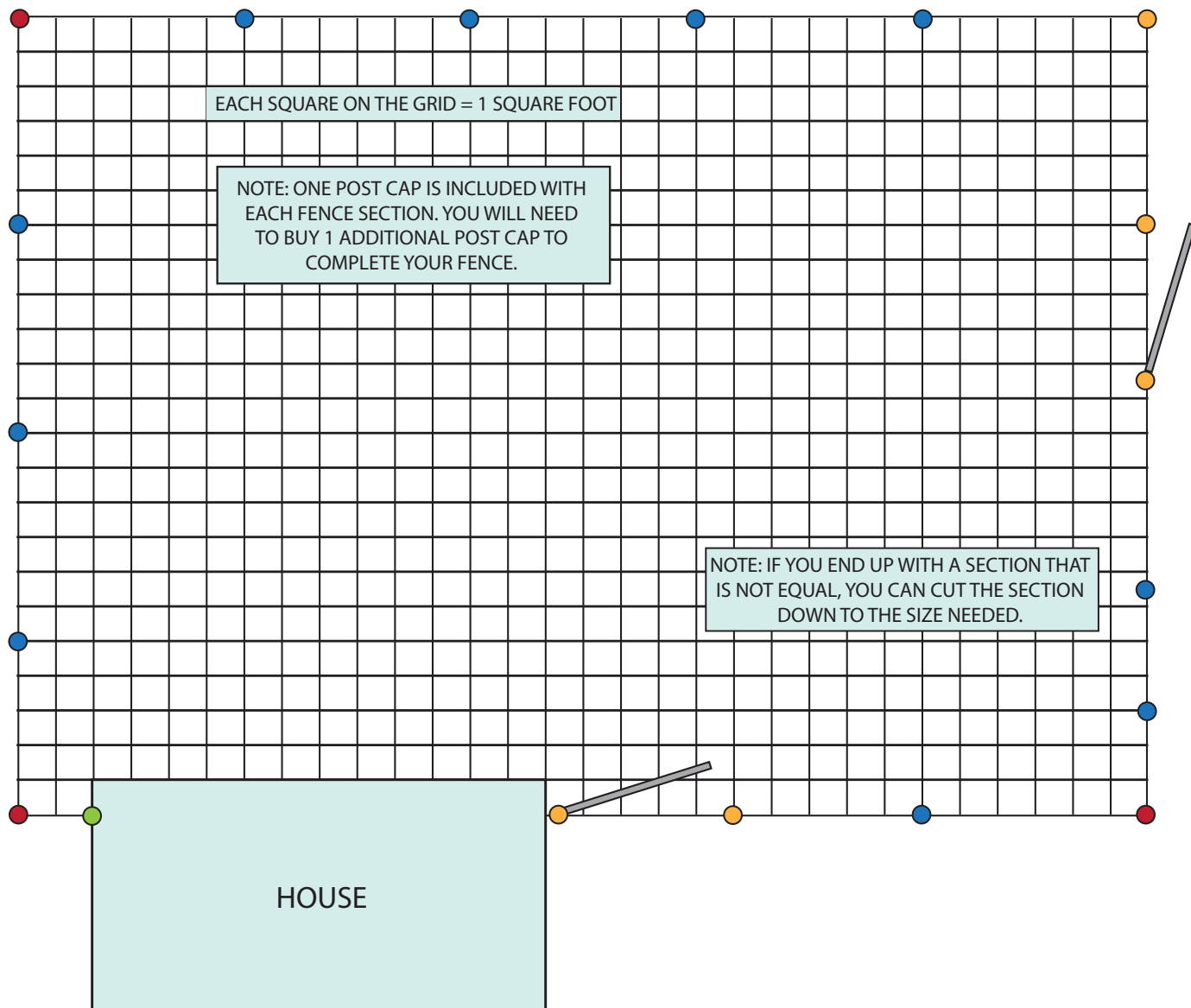
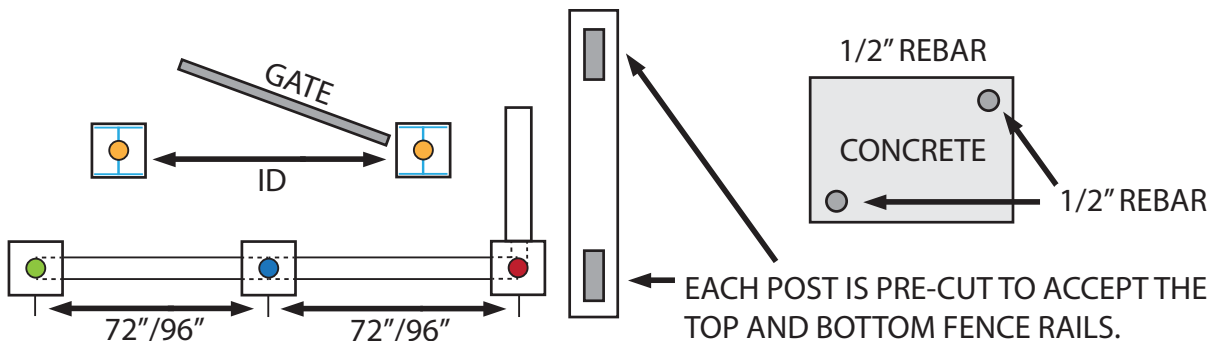
Finyl Vinyl provides the following sheet to help you determine the quantity of fence sections, post, post caps and gates needed to complete your fence installation.

**\*Note: Post are sold separately to ensure you buy only the quantity you need.**


Fence Section: Align 72" or 96" from center to center of posts. Each fence section comes with fence, rails, u-channels and 1 post cap.

- Line Post: Use when fence panel passes straight through each side.
- Corner Post: Use when there is a 90° or right angle turning a corner.
- End Post: Use for the end of a fence section as well as Gate posts.
- Gate Post: Set post 48" apart from the inside edge of the posts and not the center of the post.

**\*Note: Gate post should be reinforced with rebar and concrete.**



**FENCE CALCULATOR WORKSHEET**



\_\_\_\_\_ Line Posts Needed

\_\_\_\_\_ End Posts Needed

\_\_\_\_\_ Corner Posts Needed

\_\_\_\_\_ Gate Posts Needed

\_\_\_\_\_ Fence Sections Needed

\_\_\_\_\_ Gate(s)

\_\_\_\_\_ Fence Style

\_\_\_\_\_ Post Cap Style

Gate Hardware:

\_\_\_\_\_ Color

\_\_\_\_\_ Style